

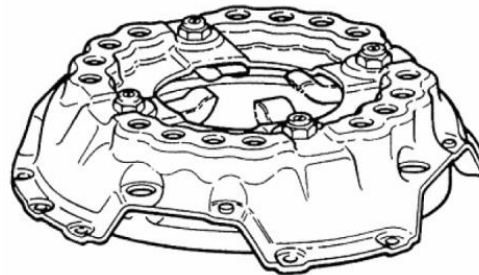
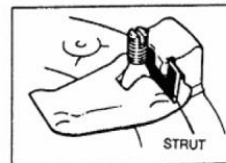


W331569 [9" Single Stage Pressure Plate - Reman]

Instruction Guide

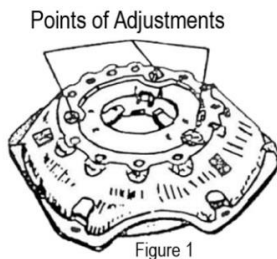
Borg Beck Clutch Installation

The primary cause of lever strut displacement has been identified as the release lever or release lever plates being pulled away from the flywheel, putting excess pressure on the anti-rattle spring. This results in the strut being left in a "free" position and will cause it to fall out of the correct pivot position. One or more release levers positioned higher than the other would indicate a strut being out of position. If this problem is not corrected, the clutch will not function properly. Please call our Service Department if you identify this issue (1-800-247-1824)

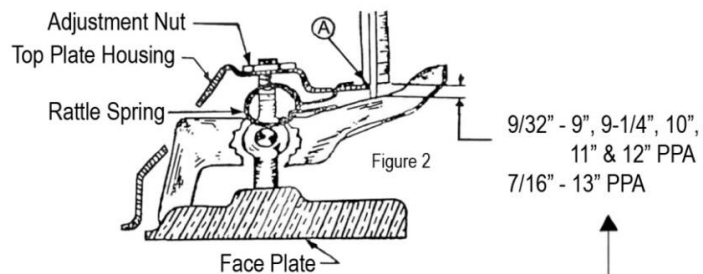


Important Installation Notice

1. Check adjustment as outlines below
2. **Stake adjustment nuts on each side of eye bolt**



Clockwise adjustment closes the distance.
Counterclockwise adjustment increases gap distance (applies also to four finger clutches).



Distance from top of housing (top plate) to top of finger should measure
See figure 2 (A).

9/32" - 9", 9-1/4", 10",
11" & 12" PPA
7/16" - 13" PPA